

TB SERIES

TRAILER BRAKE COUPLINGS TO ISO 5676

INTRODUCTION

Holmbury Trailer Brake Couplings are manufactured to ISO 5676. They are used to connect the hydraulic braking system of tractors to their trailers. The male coupling is normally panel mounted on the tractor and is available with metric and BSP threads.

APPLICATIONS

Agricultural tractors and trailers.

MATERIALS

Trivalent plated carbon steel body material with nitrile seals.

TECHNICAL DETAILS

Maximum working pressure for all sizes of couplings is 220 bar. Working temperature range with nitrile seals is -20°C to +100°C

PARKING STATIONS

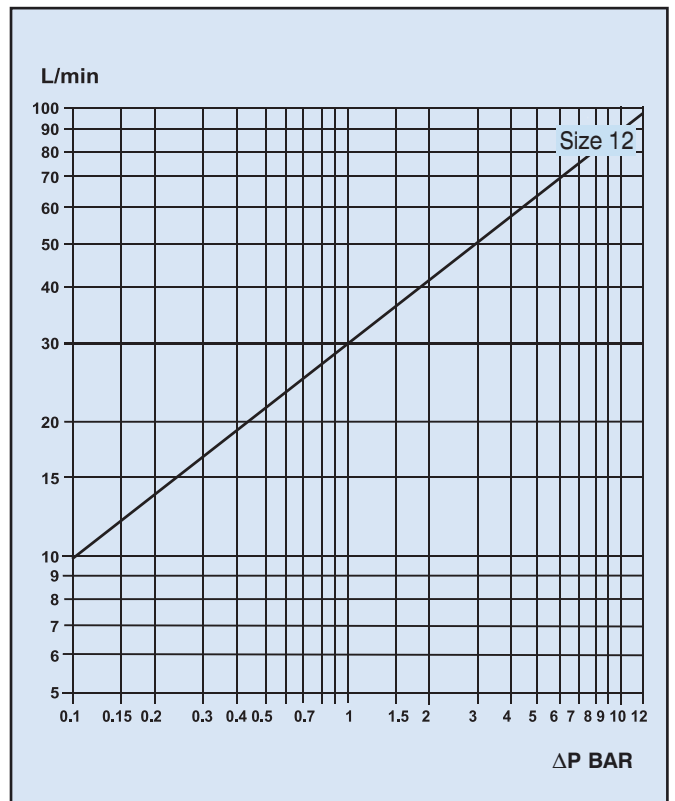
To help avoid accidental damage and provide a storage location, Parking Stations are supplied as standard with each female coupling



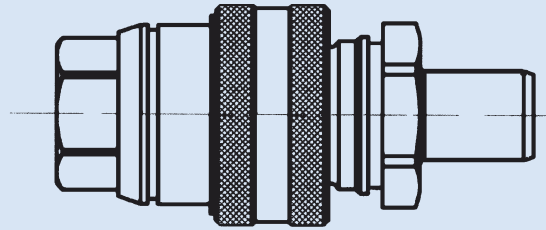
ORDER CODES

TB	12	M	08	G	M	
TB = Trailer Brake	Coupling Size 12	M = Male coupling F = Female coupling	Thread size (dash system) - 06 = 3/8" - 08 = 1/2"	Thread size (metric) M18 = M18 x 1.5 M20 = M20 x 1.5	Blank = Nitrile Seals Blank = Female thread (no code required) M = Male thread	Thread Form G = BSP P M = Metric

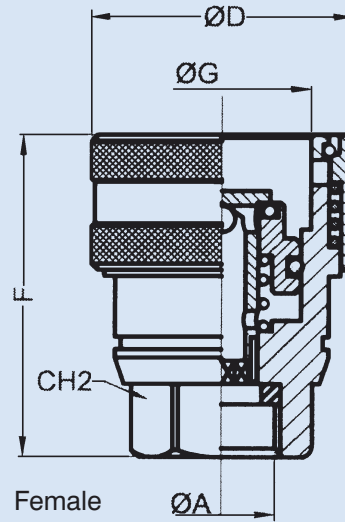
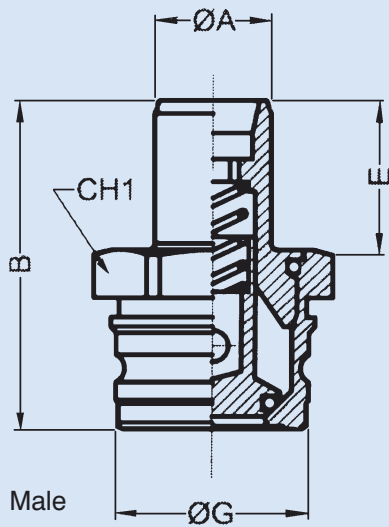
PRESSURE DROP CHARACTERISTICS



TB SERIES, TRAILER BRAKE COUPLINGS TO ISO 5676



Female and Male Coupled



Male

Order Code	ØA	B	CH1	ØG	E
TB12-M-M18 x1.5M	18 x 1.5	51	32	29.8	23
TB12-M-M20 x 1.5M	20 x 1.5	51	32	29.8	23
TB12-M-08GM	1/2" BSP	43	32	29.8	15
TB12-M-08G	1/2" BSP F	59	32	29.8	31

Other threads available on request. Locknuts are not included

Female

Order Code	ØA	B	CH2	ØD	F
TB12-F-M18 x 1.5	18 x 1.5	30	27	45	55
TB12-F-M20 x 1.5	20 x 1.5	30	27	45	55
TB12-F-08G	1/2" BSP	30	27	45	55
TB12-F-06G	3/8" BSP	30	27	45	55

Other threads available on request. Locknuts are not included